



Yu Neng Primary School

# ICT FAMILIARISATION

For P1 and P2



# mims LOGIN DETAILS

A slip of paper is handed to every student during ICT familiarisation lesson. When logging into MIMS, please key in your Student iCON mail as the user name and the password written on the password section.

Username  
for MIMS


1	Harry Potter	Class:	P5-INTEGRITY
Student iCON	harry_potter@students.edu.sg	Password:	

To access students ICON mail and SLS, please login via MIMS. Please go to <https://go.gov.sg/ynmims>

[Forgot Password?](#)


Student ICON mail ID


Windows login password


 MIMS Portal  
Ministry of Education Singapore

Applications

Favorites

 ICON  
ICON Email

 MIMS SSPR  
MIMS Self Service Password Reset

 SLS  
Student Learning System

Student ICON mail

SLS

Password  
for MIMS

**mims PORTAL**

# mims PORTAL



1

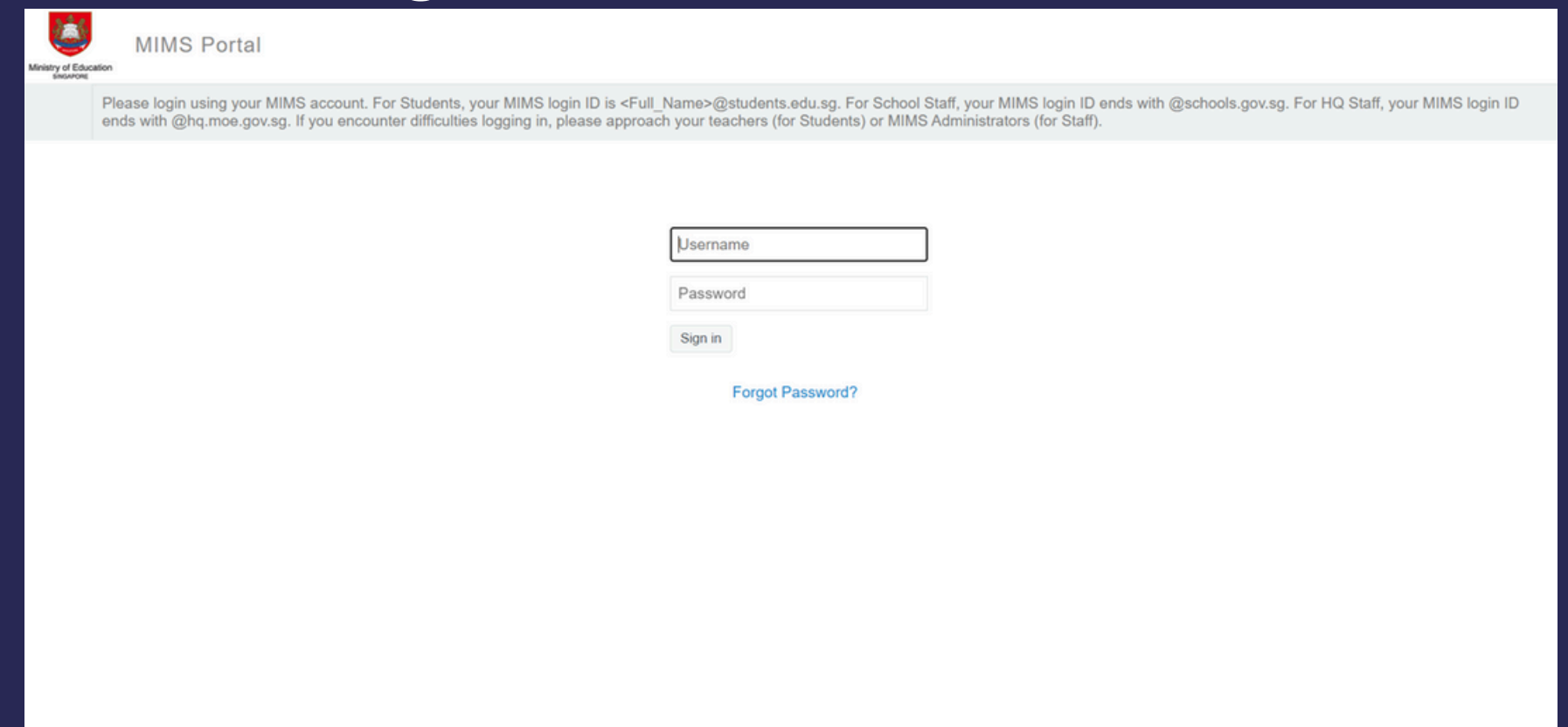
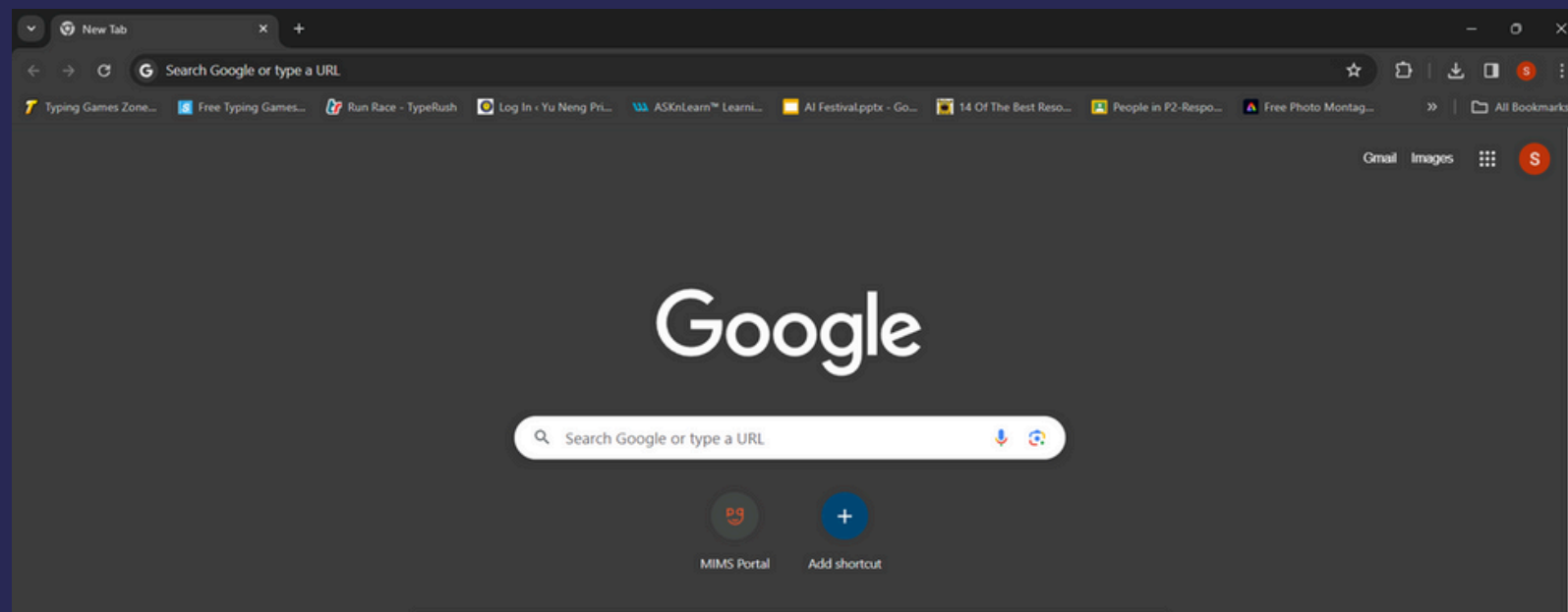
Open Google Chrome and type go.gov.sg/ynmims

2

Username: Student iCON

Password: Please refer to the slip of paper given during ICT Familiarisation

Click "Sign In"

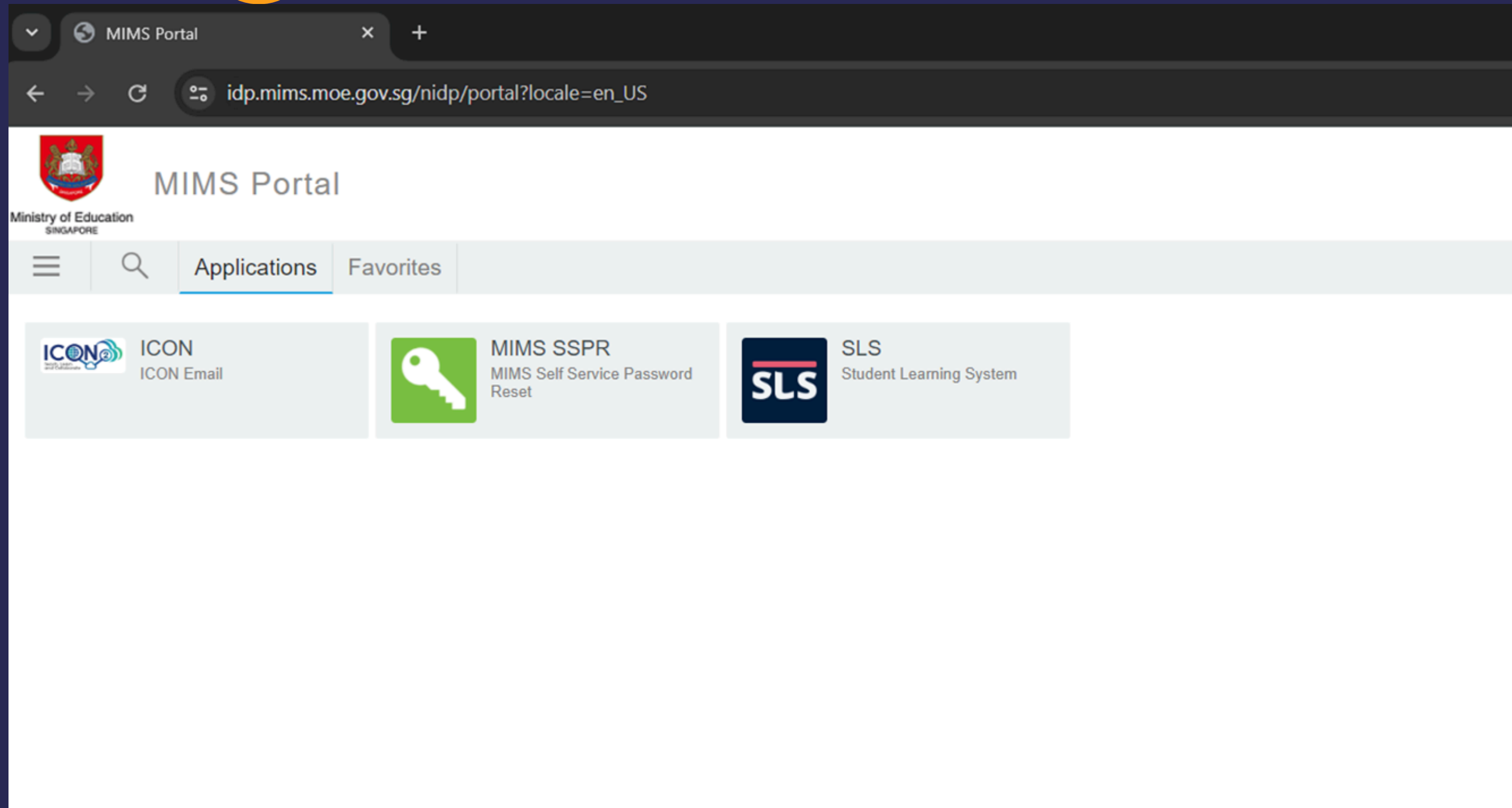


Note: You can find your username and password in the slip of paper found in the plastic slot at the back of your student handbook.

# mims PORTAL

3

You will then see your applications page.




# STUDENT LEARNING SPACE (SLS)

# SLS

1

Click on SLS



Note: To get to this page, you will need to login via MIMS Portal.  
Please go to [go.gov.sg/ynmims](https://go.gov.sg/ynmims)



2

Click on Login with MIMS

SINGAPORE  
**Student  
Learning  
Space**

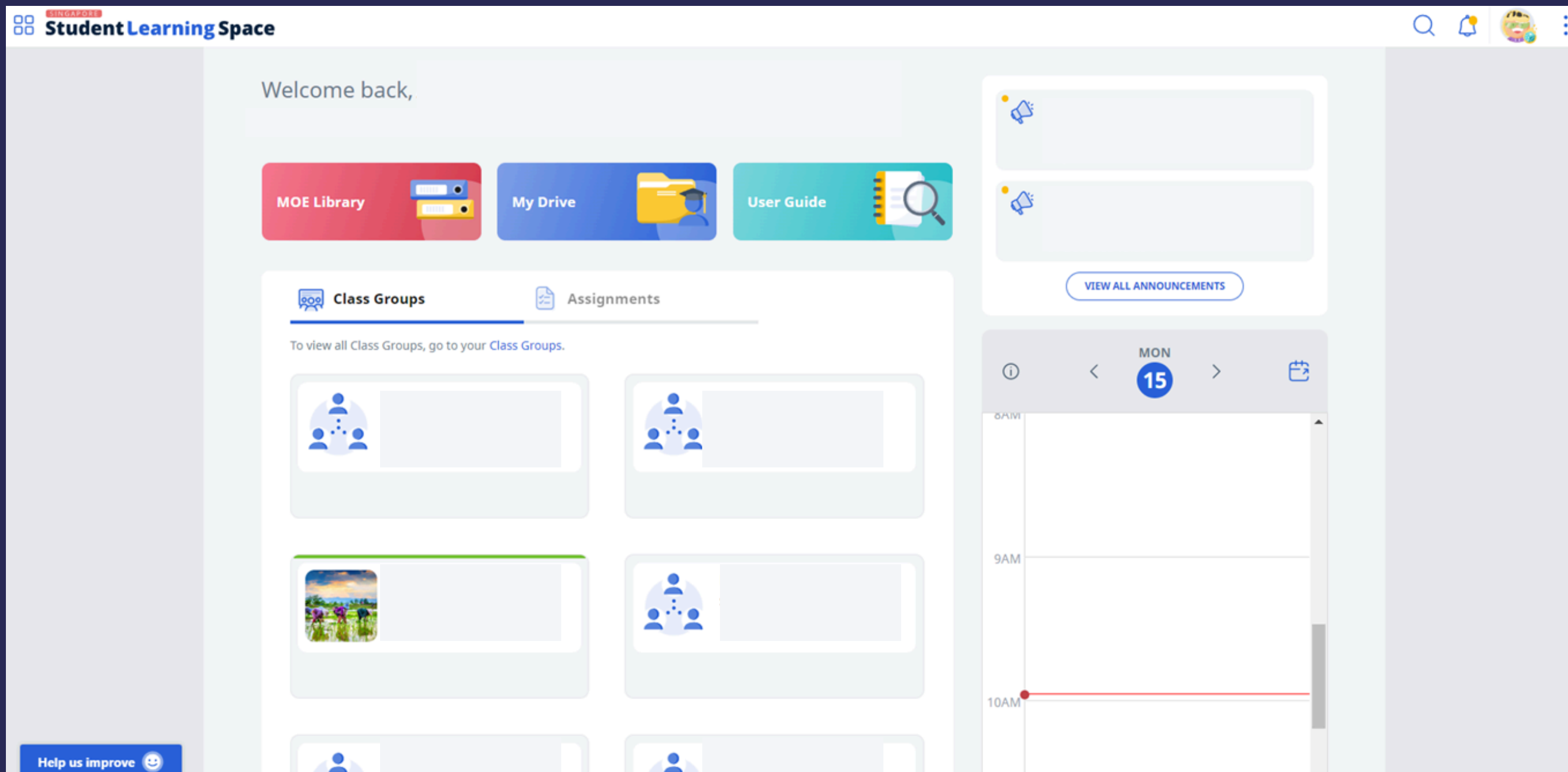
The login interface is a white card with rounded corners. At the top, there is a circular icon containing a blue person silhouette and a yellow padlock. Below this icon is the word "Login". There are two buttons: a blue button labeled "LOGIN WITH SLS" and a white button with a blue border labeled "LOGIN WITH MIMS". The "LOGIN WITH MIMS" button is highlighted with a thick orange rectangular border. At the bottom of the card, there is a small blue information icon followed by text: "If you have difficulties logging in or would like to apply for a new MIMS account, please refer to [Accounts and Login Troubleshooting](#) for more information."



# SLS

3

You have now successfully logged into SLS.



For more information on password reset and link the the learning portals, please visit  
<https://www.yunengpri.moe.edu.sg/e-learning-platforms/>

