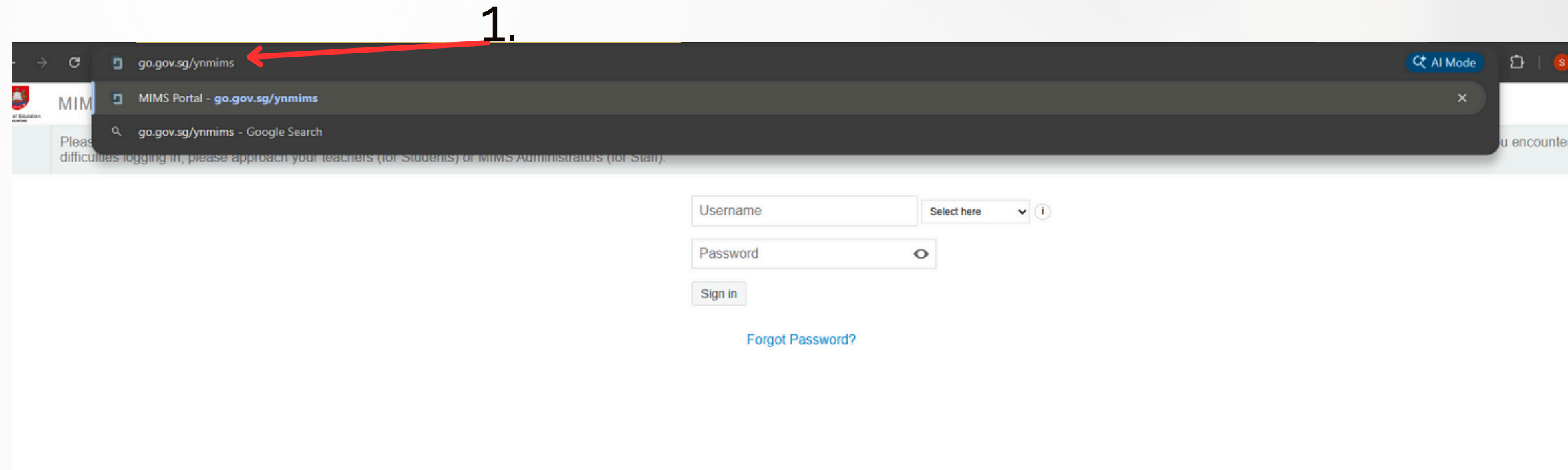




HOW TO RESET PASSWORD AND SET SECRET QUESTIONS FOR MIMS?

LOGGING INTO MIMS

1. Type **go.gov.sg/ynmims** on the address bar.
2. Press "Enter"



LOGGING INTO MIMS

- 3. Enter the name portion of the ICON email, including the underscore
- 4. Click on the drop-down menu and select @students.edu.sg
- 5. Enter this temporary password: A123456a

You can click on the eye icon to see reveal the password

- 6. Click "Sign in"

Example:

3.
elvin_teo

4.
@students.edu.sg

5.
[password field with eye icon]

6.
Sign in

Forgot Password?

1.	ELVIN TEO	Class:	1 TEAMWORK
Student iCON	elvin_teo@students.edu.sg	Password:	

To access students ICON mail and SLS, please login via MIMS. Please go to go.gov.sg/ynmims

Student ICON mail ID

Select @students.edu.sg

Username

Select here

Password

Windows login password

Sign in

Forgot Password?

MIMS Portal

Student ICON

SLS

LOGGING INTO MIMS

7. Enter student’s full email address

8. Enter this temporary password:
A123456a

9. Click “Sign in”

10. Type in new password

11. Type in new password

12. Type in new password

13. Click on “Change Password”

MIMS Self Service Password Reset

Please Sign in

User Name

Password

Sign in

Cancel

[Forgotten Password](#)

7.

8.

9.

Change Password

Your password has expired. You must set a new password now.

Please change your password. Keep your new password secure. After you type your new password, click the Change Password button. Your new password must meet the following requirements:

• Password is case sensitive

• Must be at least 8 characters long

• The first character cannot be a symbol (non letter or number)

• Must not include part of your name or user name

• Must have at least TWO types of the following characters:

a. Uppercase (A-Z)

b. Lowercase (a-z)

c. Number (0-9)

d. Symbol (!, #, \$, etc.)

Please type your new password

New Password

Confirm Password

Change Password

11.

12.

13.

LOGGING INTO MIMS

14.Click “Sign in”

Please update the new password in the slip of paper issued to your child during ICT Familiarisation.

MIMS Self Service Password Reset

Please Wait

Your password update is in progress and will be completed shortly. Thank you for your patience.

MIMS Self Service Password Reset

Success

The password has been changed successfully.

Continue

14.

LOGGING INTO MIMS

15. Enter the name portion of the ICON email, including the underscore

16 Click on the drop-down menu and select @students.edu.sg

17 Enter the new password

You can click on the eye icon to see reveal the password

18 Click “Sign in”

Example:

15.
elvin_teo

16.
@students.edu.sg

i

.....

17.
[Eye Icon]

18.
Sign in

Forgot Password?

1.	ELVIN TEO	Class:	1 TEAMWORK
Student iCON	elvin_teo@students.edu.sg	Password:	

To access students ICON mail and SLS, please login via MIMS. Please go to go.gov.sg/ynmims

Student ICON mail ID

Select @students.edu.sg

Username

Select here

Password

Windows login password

Sign in

Forgot Password?

MIMS Portal

Applications

Favorites

Student ICON

SLS



SETTING UP SECRET QUESTIONS IN MIMS


19. Click on "MIMS SSPR"


20. Re-type the student ICON mail


21. Enter the password for ICON mail

22. Click "Sign in"

19.

 **ICON**
ICON Email

 **MIMS SSPR**
MIMS Self Service Password Reset

 **Student Learning S...**
Student Learning Space (SLS)

MIMS Self Service Password Reset

Please Sign in

User Name

← 20.

Password

← 21..

22. → Sign in Cancel

[Forgotten Password](#)

SETTING UP SECRET QUESTIONS IN MIMS

23. Select the secret questions from the dropdown menu and type the answers in the empty text box.

Note: The answers are case sensitive.

24. Click on “Save Answers”

25. Click on “Confirm Answers”

MIMS Self Service Password Reset

Setup Security Questions

If you forget your password, you can access your account by answering your security questions.

Please choose your questions and answers that can be used to verify your identity in case you forget your password. Because the answers to these questions can be used to access your account, be sure to supply answers that are not easy for others to guess or discover.

Please type your security answers

— Please select a question item from the list —

— Please select a question item from the list —

— Please select a question item from the list —

Save Answers

23.

24.